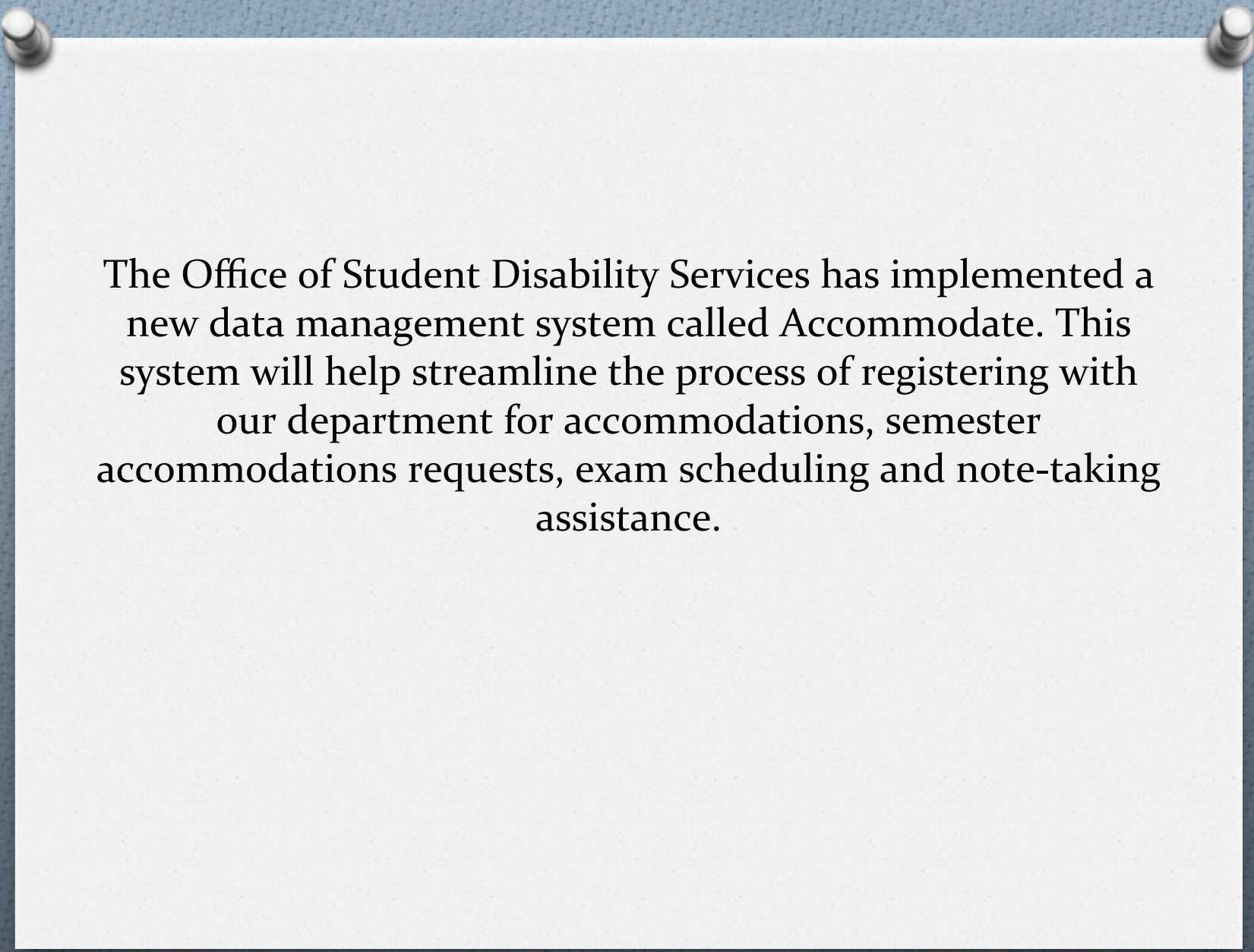




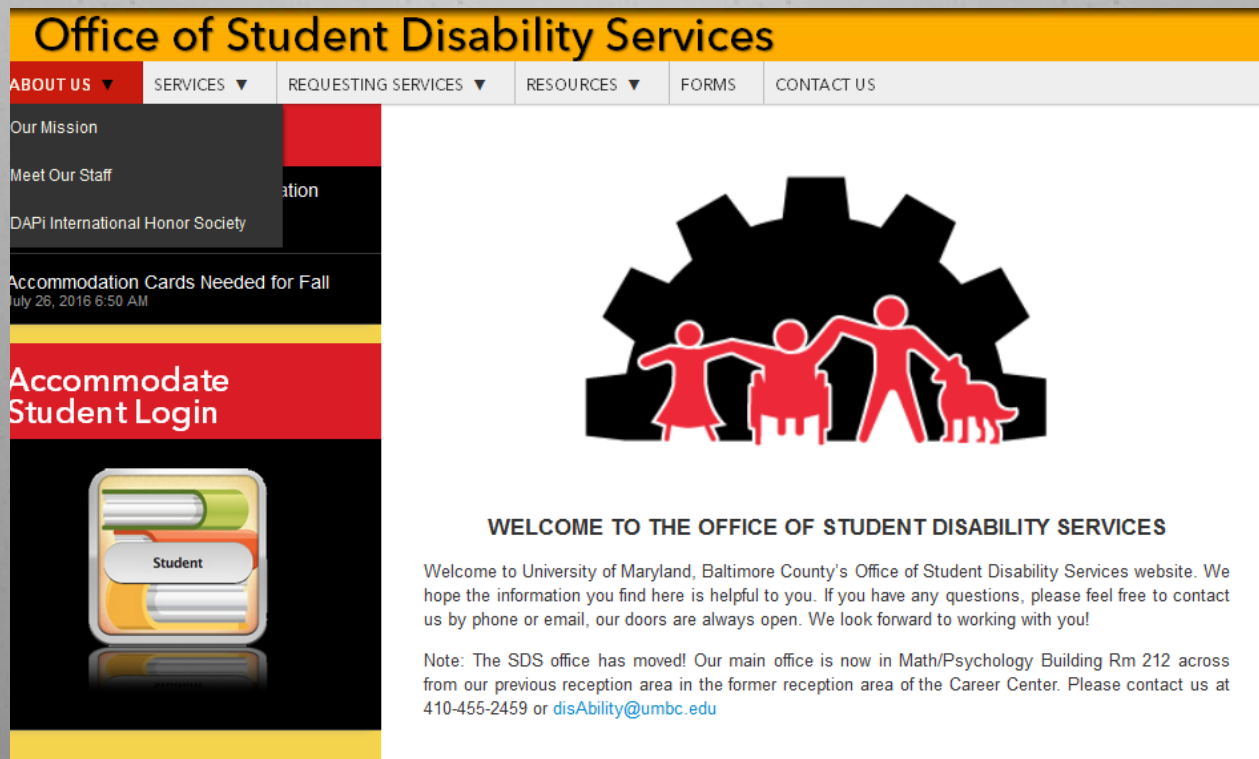
SDS Accommodate Access

Office of Student Disability Services



The Office of Student Disability Services has implemented a new data management system called Accommodate. This system will help streamline the process of registering with our department for accommodations, semester accommodations requests, exam scheduling and note-taking assistance.

To access Accommodate you will need to go to Student Disability Services website sds.umbc.edu and on the main page is the text “Accommodate Student Login”




Office of Student Disability Services

ABOUT US ▾ **SERVICES** ▾ **REQUESTING SERVICES** ▾ **RESOURCES** ▾ **FORMS** **CONTACT US**

Our Mission
Meet Our Staff
DAPI International Honor Society
Accommodation Cards Needed for Fall
July 26, 2016 6:50 AM

Accommodate Student Login

Student



WELCOME TO THE OFFICE OF STUDENT DISABILITY SERVICES

Welcome to University of Maryland, Baltimore County's Office of Student Disability Services website. We hope the information you find here is helpful to you. If you have any questions, please feel free to contact us by phone or email, our doors are always open. We look forward to working with you!

Note: The SDS office has moved! Our main office is now in Math/Psychology Building Rm 212 across from our previous reception area in the former reception area of the Career Center. Please contact us at 410-455-2459 or disAbility@umbc.edu

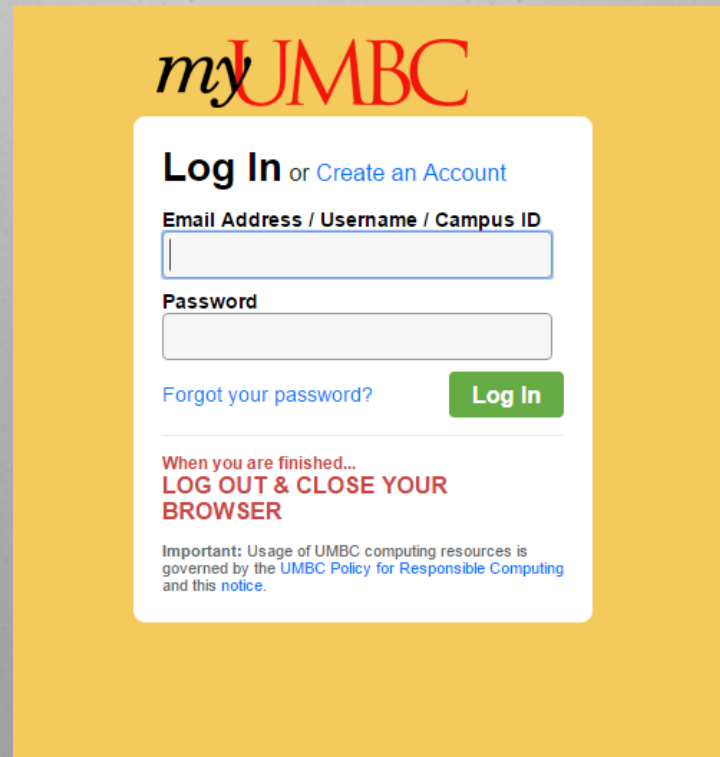
Click on the icon
under
“Accommodate
Student Login”



You will be directed to the Accommodate log-in page after clicking the icon



Click the “Student” icon again If you are not already logged in to myUMBC then you will be asked to log-in at this time.

The image shows a login page for myUMBC. At the top, the logo "myUMBC" is displayed in a stylized font, with "my" in black and "UMBC" in red. Below the logo, the text "Log In or [Create an Account](#)" is shown. Underneath, there are two input fields: "Email Address / Username / Campus ID" and "Password". To the left of the "Log In" button is a link that says "Forgot your password?". The "Log In" button is green with white text. Below the login fields, there is a section that says "When you are finished..." followed by "LOG OUT & CLOSE YOUR BROWSER" in red. At the bottom, there is a small disclaimer: "Important: Usage of UMBC computing resources is governed by the [UMBC Policy for Responsible Computing](#) and this [notice](#)."

Once you have logged in to myUMBC the system will automatically direct you to the Accommodate home page

The screenshot shows the myUMBC Accommodate home page. At the top, the UMBC logo (An Honors University in Maryland) and the Accommodate logo (by simplicity™) are displayed. Below the logos is a navigation bar with links: Home, Accommodation, Appointment, Profile, Documents, Resources, Surveys, and Calendar. The main content area includes a welcome message "Welcome, Keyia A Ward." and a "My Account" section with a "Log Out" button. The "NEWS FEED" section shows a message: "There are currently no announcements or notifications to display." The "GETTING STARTED" section lists several items: Account Created, Personal Profile, Privacy Settings, Academic Profile, and Document. The "SHORTCUTS" section lists: Resource Library, My Activity Summary, and Request an Advising Appointment. The footer contains the text "Accessibility Services Management System" and links to "Privacy Policy" and "Terms of Use".

oFYI: If you are already logged into myUMBC then you will be automatically directed to the Accommodate home page